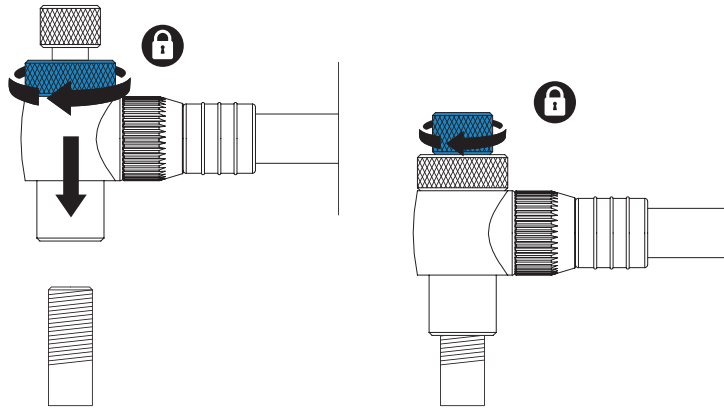
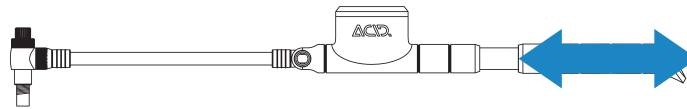


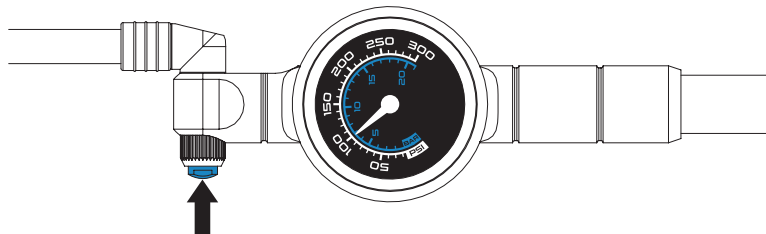
1. BEFESTIGEN AM DÄMPFERVENTIL ENGAGE TO SHOCK VALVE



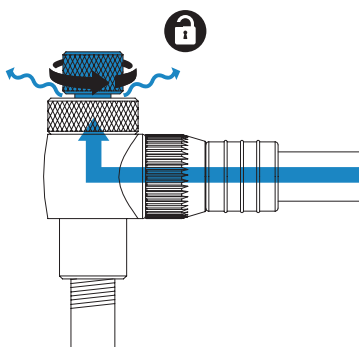
2. DÄMPFER AUFPUMPEN (300 PSI MAX.) PUMP UP SHOCK (300 PSI MAX.)



3. FEINJUSTIEREN MIT LUFTABLASSKNOPF FINE-TUNE WITH AIR RELEASE BUTTON



4. ABLASSEN DER LUFT IM SCHLAUCH RELEASE AIR FROM HOSE



5. LÖSEN VOM VENTIL REMOVE FROM VALVE

